

HAIR DRUG RAPID TEST KIT

- ✓ **Accuracy** Positive coincidence rate > 99%
- ✓ **Specificity** False positive rate < 0.2%
- ✓ **Rapid test** Results in 8 minutes
- ✓ **Stable performance** Equipped with thermostat to maintain appropriate temperature.

01 Company profile



- Professors from “one thousand talents program”(a program established by Chinese State Council to attract high-level scientists and talents from overseas) + Senior Experts in the IVD industry
- ISO9001: 2015 quality management system certification
- Supply various IVD raw materials and reagents
- Offer a board range of technical solutions service

02 Product Catalogue

Fluorescence Lateral Flow Assay (Sample type: Hair)

Product name	Catalogue No.	Specification	Linear range of detection	Limit of detection
MET	IFMET001/IFMET100	Uncut sheet / Kit	0.2-50ng/mg	0.2ng/mg
KET	IFKET001/IFKET100	Uncut sheet / Kit	0.2-50ng/mg	0.2ng/mg
MOP	IFMOP001/IFMOP100	Uncut sheet / Kit	0.2-50ng/mg	0.2ng/mg
MDMA	IFMDMA001/IFMDMA100	Uncut sheet / Kit	0.2-50ng/mg	0.2ng/mg
COC	IFCOC001/IFCOC100	Uncut sheet / Kit	0.5-50ng/mg	0.5ng/mg
THC	IFTHC001/IFTHC100	Uncut sheet / Kit	0.05-50ng/mg	0.05ng/mg
MCAT	IFMCAT001/IFMCAT100	Uncut sheet / Kit	0.2-50ng/mg	0.2ng/mg
FEN	IFFEN001/IFFEN100	Uncut sheet / Kit	0.2-50ng/mg	0.2ng/mg
6-MAM	IF6MAM001/IF6MAM100	Uncut sheet / Kit	0.2-50ng/mg	0.2ng/mg
CAF	IFCAF001/IFCAF100	Uncut sheet / Kit	0.2-50ng/mg	0.2ng/mg
MET/MOP detection	IFMEM001/IFMEM100	Uncut sheet / Kit	Same as the above linear range of each product	0.2ng/mg
MET/KET/MOP detection	IFMKM001/IFMKM100	Uncut sheet / Kit	Same as the above linear range of each product	0.2ng/mg

Colloidal Gold Lateral Flow Assay (Sample type: Hair)

Product name	Catalogue No.	Specification	Performance	Limit of detection
MET	IFMET011/IFMET110	Uncut sheet / Kit	Qualitative	1ng/mg
KET	IFKET011/IFKET110	Uncut sheet / Kit	Qualitative	1ng/mg
MOP	IFMOP011/IFMOP110	Uncut sheet / Kit	Qualitative	1ng/mg
MDMA	IFMDMA011/IFMDMA110	Uncut sheet / Kit	Qualitative	1ng/mg
COC	IFCOC011/IFCOC110	Uncut sheet / Kit	Qualitative	1ng/mg
THC	IFTHC011/IFTHC110	Uncut sheet / Kit	Qualitative	1ng/mg
MCAT	IFMCAT011/IFMCAT110	Uncut sheet / Kit	Qualitative	1ng/mg
FEN	IFFEN011/IFFEN110	Uncut sheet / Kit	Qualitative	1ng/mg
6-MAM	IF6MAM011/IF6MAM110	Uncut sheet / Kit	Qualitative	1ng/mg
CAF	IFCAF011/IFCAF110	Uncut sheet / Kit	Qualitative	1ng/mg
MET/MOP detection	IFMEM011/IFMEM110	Uncut sheet / Kit	Qualitative	1ng/mg
MET/KET/MOP detection	IFMKM011/IFMKM110	Uncut sheet / Kit	Qualitative	1ng/mg

03 Original high-efficiency hair lysis buffer & Quantum dot detection technology



Stable supply for Hair drug rapid test uncut sheets / kits
(Quantum Dot Fluorescence Lateral Flow Test)

The degree of drug release in the hair sample directly affect the detection accuracy and sensitivity.

In response, AIVD Biotech independently develops high-efficiency hair lysis buffer and quantum dot detection technology which can quickly lyse hair sample and release drugs in the sample.

04 Basic protocol for Colloidal Gold Lateral Flow Assay

Operation process



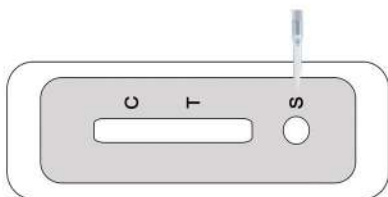
1. Get close to the person and cut 10 hairs of about 10mm;
Please note when taking hair sample:
(1) Select the hair close to the scalp;
(2) wipe the scissors with an alcohol swab after each use to avoid cross-contamination.



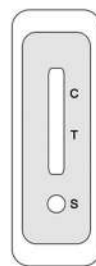
2. Use clean scissors to cut the hair sample into 1-2mm on the weighing paper;



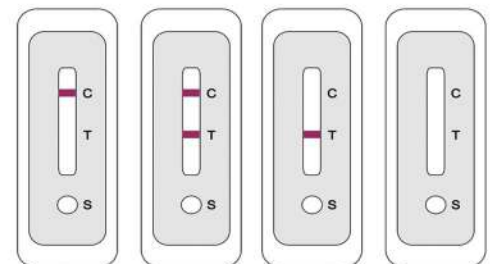
3. Grind the hair sample, and put it into the bottle containing lysis buffer, cap the bottle tightly, shake and mix for 3 minutes; Or put the hair sample directly into the bottle with lysis buffer, and close the cap tightly, shake and mix for 5 minutes;



4. Use a dropper to suck the lysis buffer after mix in step 3, and add 3 drops to the sample hole of the test card (the hole marked with S);



5. Read the results in 5 minutes, and the result is invalid if exceeding 30 minutes;



6. Read the test results.

05 Basic protocol for Fluorescence Lateral Flow Test

1.Preparation



1. Take out the lysis buffer and get them to room temperature.

2. Connect the fluorescence test instrument and the thermostat to the power supply, turn on the switch, and set the thermostat to 25°C;

3. Take out the ID card from the kit and insert it into the test instrument, and click "read the card" item on the screen;

4. Make sure the barcode on the screen is consistent with the barcode on the kit.

2.Operation process



1. Get close to the person and cut 10 hairs of about 10mm;

Please note when taking hair sample:

(1) Select the hair close to the scalp;

(2) wipe the scissors with an alcohol swab after each use to avoid cross-contamination.

2. Use clean scissors to cut the hair sample into 1-2mm on the weighing paper;

3. Grind the hair sample, and put it into the bottle containing lysis buffer, cap the bottle tightly, shake and mix for 3 minutes; Or put the hair sample directly into the bottle with lysis buffer, and close the cap tightly, shake and mix for 5 minutes;



4. After the thermostat heats up to 25°C, use a dropper to suck the lysis buffer after mix in step 3, and add 3 drops to the sample hole of the kit (the hole marked with S); then put the kit into the thermostat for 5 minutes, and the results is invalid if more than 30 minutes;

5. Insert the kit into the test instrument;

6. Click the "test" to read the results;

7. Click Print to get the hard copy of the test results. For reading results please refer to product instructions.

06 Product advantages

Advantages of the Hair drug rapid test kit

1. Easy to collect and store samples; and authenticity of the samples can be guaranteed.
2. Detection window: 2 weeks - 6 months.
3. A reference for the history of drug use.
4. Lower the test cost.

SHENZHEN AIVD BIOTECH INC.

TEL:0755-2616 5742

FAX:0755-2640 1805

EMAIL:sales@aivdbiotech.com

WEBSITE:www.aivdbiotech.com

ADD:13C Nanxin Rd., Nanwan St., Longgang Dist., Shenzhen, China, 518000

